



Van Gogh "Sunflowers"

STEP BY STEP DRAWING GUIDE

MATERIALS NEEDED:



Pencil





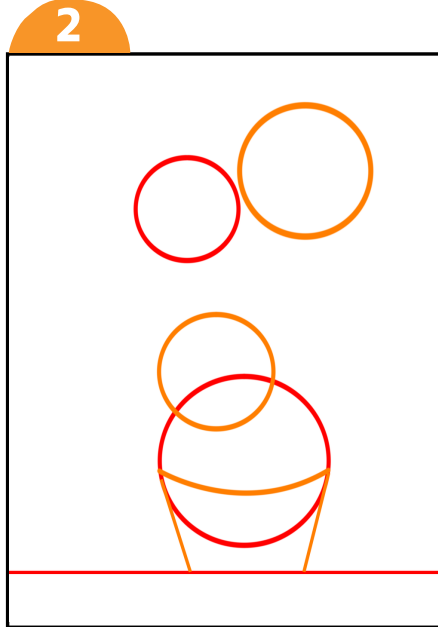
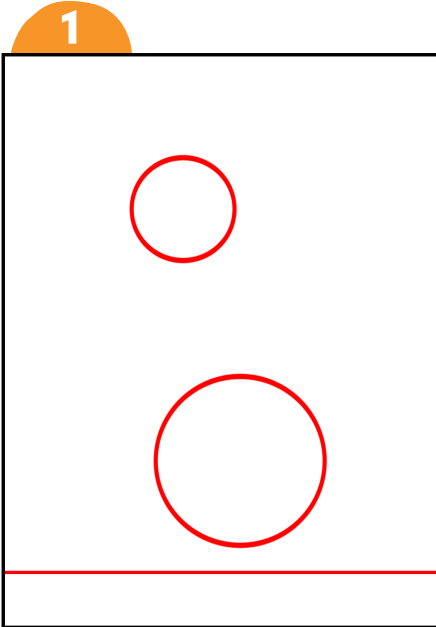


Eraser



Paper

Use your PENCIL to draw on canvas,
Follow STEP-BY-STEP,
TIP: Draw lightly so it is easy to erase
any mistakes!



@jubiartofficial

Van Gogh's 'Sunflowers'

STEP BY STEP COLORING GUIDE

SUGGESTED MATERIALS



Colored Pencils



Watercolor Paint & Palette



Paint Brush



Water Cup



Paper Towel



1

Paint the BG: **Light Blue**
Paint the table: **Brown**



2

Paint the bottom vase:
Light Yellow
Top vase and petals: **Yellow**



3

Paint four outer flowers:
Yellow Ochre



4

Color the center of top flowers:
Brown and **Yellow Ochre**
Add dashes around top left
flowers: **Brown**



5

Add **Dashes** for lower flowers:
Brown
Color circles on lower flowers:
Green



6

Draw dots and stems for the
red poppies and birds: **Black**
Add rocks and sand dots: **Gray**



@jubiartofficial



Van Gogh's 'Sunflowers'

FINISHED PROJECT REFERENCE



Share your finished project with us!



@jubiartofficial

